



## 10

**Community**

Jesus' friendship helps us to be true friends to others.

**POWER TEXT**

"Then the multitudes who went before and those who followed cried out, saying: 'Hosanna to the Son of David!' 'Blessed is He who comes in the name of the LORD!' 'Hosanna in the highest!'" (Matthew 21:9).

**KEY REFERENCES**

- Matthew 21:1-11
- *The Desire of Ages*, chap. 63, pp. 569-579
- *The Bible Story* (1994), vol. 9, pp. 33-38
- Student lesson on page 112 of this guide

**OUR BELIEFS**

- No. 12, The Church
- No. 14, Unity in the Body of Christ
- No. 11, Growing in Christ

**OBJECTIVES****The students will:**

- **Know** that our interactions with others reflect whether Jesus is Lord of our lives.
- **Feel** they each have a part to play in sharing Jesus with others.
- **Respond** by sharing with others the good news that Jesus is Lord and King of our lives.

# Jesus' Big Entrance



**We share Jesus  
with others as  
we praise Him.**

**The Bible Lesson at a Glance**

As Jesus makes His triumphal entry into Jerusalem, everyone has a part to play in acclaiming Him as their king. One provides a donkey. Some bring the donkey to Jesus. Others spread their coats on the road for Him. Still others cut and wave palm branches and sing praises.

***This is a lesson about community.***

We share the good news that Jesus is Lord of our lives, too. In everything we do we can give honor and praise to Him. We each have a part to play in letting others know that God's kingdom is open to everyone who would accept Jesus as Lord and King.

**Teacher Enrichment**


"In western lands the ass is a despised beast; but in the east the ass could be a noble animal. Often a king came riding upon an ass, but when he did, it was the sign that *he came in peace*. The horse was the mount of *war*; the ass was the mount of *peace*. So when Jesus claimed to be king, he claimed to be the king of peace. He showed that he came, not to destroy, but to love; not to condemn, but to help; not in the might of arms, but in the strength of love. . . . It was a last invitation to men to open, not their palaces but their hearts to him" (William Barclay, *The Gospel of Matthew* [Philadelphia: Westminster Press, 1975], vol. 2, pp. 242, 243).

*How does my heart open to Jesus as my Lord? What things do I do to represent Him and openly share with others that Jesus is Lord of my life?*



# Welcome

Welcome students at the door and direct them to their seats. Ask them how their week has been. Encourage learners to study their Sabbath School lesson regularly, and use several minutes to debrief students on the previous week’s lesson.

Ask: **What was the most interesting part of the Bible story? What activity did you find the most helpful? Which activity was the most fun?** Invite students to share their experiences and/or the handiworks they created for Sabbath School during

the week. (The leader should be familiar with the previous lesson to be able to direct the discussion.) This is also a good time to have students recite the power text.  
**Have students begin the Readiness Activity of your choice.** 

## Program notes

LESSON SECTION	MINUTES	ACTIVITIES	MATERIALS NEEDED
Welcome	Ongoing	Greet students at the door. Ask about their week.	
1	10-15	A. <i>Lord of My Life</i>	Bibles, paper and pens, OR white/chalkboard, markers/chalk
		B. <i>Royal Welcome</i>	Bibles, paper and pens, OR white/chalkboard, markers/chalk
 Prayer & Praise	15-20	See page 107. Prayer & Praise may be used at any time during the program.	songbooks, world map, pushpins, wrapped gift box
2	15-20	Introducing the Bible Story	
		Experiencing the Story	Bibles, paper, pens, microphone (facsimile)
		Exploring the Bible	Bibles
3	10-15	<i>Scenarios</i>	
4	10-15	<i>101 Ways to Make Friends for God's Kingdom</i>	slips of paper, tape, markers, safe stepladder (optional)
 Closing		A. Prayer and Closing Comments B. Reminder to Parents C. Coming Up Next Week	

READINESS ACTIVITIES

Select the activity or activities that are most appropriate for your situation.

A

Lord of My Life

Ask the students to brainstorm roles they could play/hold in church, Sabbath School, school, church worship, family worship, community, etc., where they can share what Jesus means to them. Have them record their answers in writing and be prepared to share them with the class. Alternatively, you could record their answers on the board.

Debriefing

Ask: **What kinds of roles did you decide you would fill? What things can you do now to share the joy of knowing Jesus? Let’s say together our power text, Matthew 21:9:**

*“Then the multitudes who went before and those who followed cried out, saying: ‘Hosanna to the Son of David! “Blessed is He who comes in the name of the LORD!” Hosanna in the highest!” (Matthew 21:9).*

Say: **We see that crowds of people, in front of Jesus and behind Him, were all part of the processional that acknowledged Jesus as Lord and King that day. Our power point reminds us that:**

 **We share Jesus with others as we praise Him.**

Accommodations for students with special needs:

Allow students with special needs who experience difficulty with this activity to work with a partner who could assist them.

YOU NEED:

- ☐ Bibles
- ☐ paper and pens OR
- ☐ white/chalkboard
- ☐ markers/chalk

B

Royal Welcome

Have the students brainstorm what they would do if the king/queen or president of their country were to visit their city or town. What kind of preparations would they make to welcome them? Have them record their answers in writing and be prepared to share them with the class. Alternatively, you could record their answers on the board.

Ask: **What ideas did you have? What ideas would you use or not use to welcome Jesus, the King? Let’s say together our power text, Matthew 21:9:**

*“Then the multitudes who went before and those who followed cried out, saying: ‘Hosanna to the Son of David! “Blessed is He who comes in the name of the LORD!” Hosanna in the highest!” (Matthew 21:9).*

Say: **We see that the people of Jerusalem were greeting Jesus as their king. Many people were actively involved in praising Him that day. It’s the same today. Let’s say our power point together:**

 **We share Jesus with others as we praise Him.**

Accommodations for students with special needs:

Allow students with special needs who experience difficulty with this activity to work with a partner who could assist them.

YOU NEED:

- ☐ Bibles
- ☐ paper and pens OR
- ☐ white/chalkboard
- ☐ markers/chalk



# Prayer & Praise

## Notes

### Fellowship

Report the students' joys and sorrows (pleased and troubled) as reported to you at the door (as appropriate). If they have given you permission, share one or two special items from students' Bible study during the week. Acknowledge any birthdays, special events, or achievements. Give a special, warm greeting to all visitors.

### Suggested Songs

"Side by Side" (*He Is Our Song*, no. 123)

"Love Is in Your Hand" (*He Is Our Song*, no. 134)

"Behold What Manner of Love" (*He Is Our Song*, no. 42)

### Mission

Use *Adventist Mission for Youth and Adults* (go to [www.juniorpowerpoints.org](http://www.juniorpowerpoints.org) and click on MISSION) or another mission report available to you. Using a world map, have the students mark with pushpins the location of the mission story.

#### YOU NEED:

- ☐ world map
- ☐ pushpins

### Offering

Remind students of the time Jesus told two of His disciples to go to Bethphage and get a donkey. Point out that this is similar to our offerings. In a way, we are being told that "the Master needs" our offerings and we should be just as willing to surrender them to Him. Say: **The giving of tithes and offerings is one way in which we acknowledge our dependence on God and recognize that every blessing comes from Him. When we give our offering, we support believers in other parts of the world.**

#### YOU NEED:

- ☐ wrapped gift box (with a slot cut in the top)

### Prayer

Remind students that we can unite with other believers in our praise to God. In fact, worship is a kind of communication: it provides an opportunity to express praise for God's goodness. After opening with a prayer, encourage students to include one-sentence expressions of their praise to God. Close with a prayer for the students' joys and sorrows, for the birthday and other special event celebrants, as well as for the visitors.

2

BIBLE LESSON

.....

Introducing the Bible Story

Call on volunteers to describe a parade that they have attended or watched on television. Ask: **What was the occasion? What kinds of people/groups participated? What was the atmosphere like? What type of participation did the onlookers who were present have?** Then tell the class that the lesson today focuses on a kind of parade as well as on the people involved. Say: **Our lesson today is to help us understand that like the people involved in the triumphal entry:**

 *We share Jesus with others as we praise Him.*

.....

Experiencing the Story

Ask a student to read Matthew 21:1-11. Then have the students divide into three groups. They are to put together a short dialogue/skit in which they simulate a radio interview with participants of the festivities during Jesus' triumphal entry. Each group should represent one of the following participants: a small boy waving a palm branch, an adult putting their coat down on the road, and an older girl shouting "Hosanna to the Son of David!" The interviewer in each group should make sure that they find out how their participant feels, what they've seen, and how this has affected them. Have each group present their skit to the rest of the class.

YOU NEED:

- ☐ Bibles.....
- ☐ paper.....
- ☐ pens.....
- ☐ microphone (facsimile).....

Debriefing

Ask: **What were people's general feelings about the occasion? What were their reactions? How did their participation make a difference in their reactions? How was the festive occasion of the triumphal entry an opportunity for people to affirm their belief in Jesus as their Lord? What opportunities do we have today to affirm our belief in Jesus and share it with those around us?**

Let's remember our power point:

 *We share Jesus with others as we praise Him.*

## YOU NEED:

□ Bibles

**Exploring the Bible**

Read Luke 19:28-40 aloud, taking turns. Ask: **What does Jesus' response to the Pharisees tell us about the involvement of nature in telling about His love? Does nature have its own way of proclaiming God's love? How? Because Jesus is our Creator and Savior, how much more should we, rational beings, praise Him through our lives compared to things in nature that do not have reason?**

Say: **We have learned that we can invite Jesus into our lives by believing in Him, by making Him Lord of our lives, and also by taking an active role in sharing Him with others. Let's say together our power text, Matthew 21:9:**

*"Then the multitudes who went before and those who followed cried out, saying: 'Hosanna to the Son of David! 'Blessed is He who comes in the name of the LORD!' Hosanna in the highest!'" (Matthew 21:9).*

Let's always remember:

 ***We share Jesus with others as we praise Him.***

**Scenarios**

Read the following scenarios to your students. At the end of each, ask how the person is taking an active role in sharing Jesus in practical ways.

1. Eric loves to sing, even though he doesn't have a great singing voice. He is a member of the church choir, often will sing in a male trio with two friends, and visits the local nursing home once a month with his Pathfinder Club to sing for the residents.
2. Allison is shy about getting up front in a group. But she likes to help, so she faithfully comes early to church every week with her dad to turn on the lights and heat. She stays afterward to help clean up the sanctuary and to lock things up.
3. Nicholas is a nature buff. Ask him a question about most anything having to do with outdoors and he can give you an answer. Once a month he tells a nature story in the kindergarten Sabbath School room.
4. Olivia likes little children. She has three younger brothers and sisters, so she knows all about babies. She helps take care of the babies in the nursery during church service.
5. Brooke has a great memory and loves to memorize Bible verses. She recites texts during her church's services from time to time.

Now give the students the following scenario: **Lilya remembers how when she was very little, she would find such joy in having Bible stories read to her, in giving her offerings, in singing songs to Jesus, in saying her prayers. Now she doesn't really feel a part of those experiences. It seems that the adults have their part, and perhaps even the very little ones, but what about her?**

**Debriefing**

Ask: **Based on the scenarios we just read, and your own ideas, what would you tell Lilya? What part does Lilya have in sharing Jesus with others at church? What might it be? What would you say or do to help her?**

 ***We share Jesus with others as we praise Him.***

## LESSON 10

# 4

### SHARING THE LESSON

#### **101 Ways to Make Friends for God's Kingdom**

Invite students to tell what they did during the past week to share with their friends the joy found in knowing Jesus. What conversations did they have with their family about Jesus? Did they pray for and with someone? How did people respond to the worship experience?

Say: **We want to become more involved in sharing Jesus at church, in our own family, as well as in our community. But we also want to acknowledge Jesus in everything we do. I challenge you to think of 101 ways of making friends for God's kingdom by sharing the good news about Jesus.** (Adapt the number to suit the size of your group, or leave the supplies in the room and allow students to add to the list in coming weeks until they come up with 101 ways to share Jesus.)

Set out slips of paper, tape, and markers. Then have the group brainstorm fun, upbeat ways to make friends for Jesus by telling them about His love daily. For example, students might suggest singing to a friend a favorite Christian song, telling a personal story about God's miraculous intervention when He protected or helped them accomplish something humanly impossible, talking about the joy of simple beauties that Jesus helps you experience daily, telling someone how God has blessed you with what you needed most, etc. As students brainstorm, have them all take turns writing their ideas on the slips of paper, one idea per piece of paper.

After 101 (or the number you have preset) are filled out, have students work together to tape/post them on the wall. Say: **You came up with some great ideas! Now take these ideas and share Jesus with others. Remember that this way you can make friends for His kingdom.**

 **We share Jesus with others as we praise Him.**

**Global Youth Day:** Next Sabbath, March 15, 2025, is Global Youth Day. To learn more about Global Youth Day you may visit [www.gcyouthministries.org](http://www.gcyouthministries.org). You may also want to download the Global Youth Day app. Finalize with your Sabbath School class your community service project or a mission initiative on that day. The possibilities for service are endless. Some examples may include: visiting a nursing home, hospital, orphanage, or prison to comfort, sing, and pray for those who are sick, needy, and destitute, feeding the homeless, inviting people from the community to an open-house event, etc.

## Closing

#### **Prayer and closing comments:**

Thank God for allowing us to participate inw sharing Him with others. Ask Him to guide the students in finding ways to share Him.

#### **Reminder to parents:**

Say: **Check out the student Bible study guide to find Parents' Pages for your use in family worship, or however you wish to use them to spiritually guide your children. You may listen to the podcast of the lesson online at [www.juniorpowerpoints.org/podcast.php?channel=1](http://www.juniorpowerpoints.org/podcast.php?channel=1).**

#### **Coming up next week:**

Say: **Abiding in Christ gives power. When we live in harmony with Jesus, He helps us love one another.**

## Notes



## LESSON 10

# Student lesson

## Jesus' Big Entrance

*Try to picture Jesus' triumphal entry to Jerusalem.*

**H**osanna!" "Blessed is He who comes in the name of the Lord!" "Hosanna in the highest!" Shouts of joy filled the air as people covered the ground with garments and waved palm branches to welcome Jesus. Everyone was pondering whether this was the King who was going to deliver them from the Roman domination.

Jesus and His disciples had made the long journey to Jerusalem for the Passover feast. Pausing for a rest outside the city of Bethphage, He turned to two of His disciples and said, "Go into the village opposite you, and immediately you will find a donkey tied, and a colt with her. Loose them and bring them to Me" (Matthew 21:2).

Happy to do what Jesus asked, the disciples brought the donkeys, and placed their outer coats on the colt. It was Jewish custom for kings to ride on donkeys, as it was a symbol of honor. They, along with the assembling crowd, remembered the words of the prophet Zechariah: "Tell the daughter of Zion, 'Behold, your King is coming to you, lowly, and sitting on a donkey, a colt, the foal of a donkey'" (verse 5).

As Jesus climbed on the donkey, a shout of triumph reached quickly through the crowd. The people were excited, and joined the procession to Jerusalem. People who had never seen Jesus wondered about all the commotion and asked, "Who is this?"

Those in the crowd responded, "This is Jesus, the prophet from Nazareth of Galilee" (Matthew 21:10, 11).

The priests back in Jerusalem said to

each other in dismay, "Look, the whole world has gone after Him!" (John 12:19). Afraid that the crowd would declare Jesus king, a few of them came to Jesus and said, "Teacher, rebuke Your disciples." Jesus simply responded, "I tell you that if these should keep silent, the stones would immediately cry out" (Luke 19:39, 40).

As the crowd came to Jerusalem, Jesus paused. The setting sun made the Temple look spectacular, almost as if it were glowing. It was a beautiful sight—the golden pillars, the white marble walls, the delicate workmanship catching the rays of sun, shining with the glory of heaven.

While the people were taking in the scene, Jesus began to weep. Not tears of joy, or even from an appreciation of beauty. He wept because, in all of her splendor, Jerusalem—His beloved city—would reject the opportunity of salvation. "If you had known, even you," He lamented, "especially in this your day, the things that make for your peace! But now they are hidden from your eyes. For days will come upon you when your enemies will build an embankment around you, surround you and close you in on every side, and level you, and your children within you, to the ground; and they will not leave in you one stone upon another, because you did not know the time of your visitation" (Luke 19:42-44).

The crowd, confused, looked at Jesus. They did not understand why their King was in agony during such a time of rejoicing. They did not see what Jesus saw. They, along with the disciples, thought that Jesus was coming to establish an earthly kingdom. However, Jesus saw what they could

not see. His kingdom was a kingdom of all believers—the church. Rather than a physical structure, it far surpassed any physical boundaries. It is built up of those who believe in Jesus and live in harmony with His teachings. They are from among "all nations, tribes, peoples, and tongues" (Revelation 7:9).

Later, the disciples would remember that day and realize what Jesus was trying to tell them all along. Even the procession to Jerusalem was true to the simplicity and humility that characterized the earthly life of Jesus.

Instead of outward show and ceremony, the people gave Him the gift of genuine, happy worship. Instead of costly gifts, they gave Him their outer garments and the branches of olive trees as a carpet. Instead of waving the flags of royalty, the people waved palm branches (the national symbol of victory). They greeted Him with loud, happy shouts of "Hosanna!" Many of the people whom Jesus had healed and blessed, the blind, dumb, crippled, widows, orphans, lepers, and even Lazarus, whom He had raised from the dead, were in the crowd.

*This* was the kingdom Jesus wanted to establish. He welcomed those who were oppressed, outcast, and broken, and offered them rest for their souls (see Matthew 11:28, 29).

*This* is the church: a community of believers who delight to follow the example and teachings of their Savior in everything they do (see Ephesians 5:23).

*This* is the church: a community of faith, having Jesus Christ as the foundation and "chief cornerstone" (see 1 Corinthians 3:9-16; Ephesians 2:20).

## KEY REFERENCE

- Matthew 21:1-11
- *The Desire of Ages*, chap. 63, pp. 569-579
- *The Bible Story* (1994), vol. 9, pp. 33-38
- *Our Beliefs*, nos. 12, 14, 11

## POWER TEXT

"Then the multitudes who went before and those who followed cried out, saying: 'Hosanna to the Son of David! "Blessed is He who comes in the name of the LORD!" Hosanna in the highest!"' (Matthew 21:9).

## POWER POINT

We share Jesus with others as we praise Him.

*This is the church: a global movement of people called to follow in the footsteps of Jesus and fill the whole world with the knowledge of God.*



## Sabbath

**DO** Do the activity on page 75.

## Sunday

**READ** Read Matthew 21:1-6 and this week's story, "Jesus' Big Entrance."

**DRAW** Draw and decorate a tree branch and place it in your room, where it will remind you of how the people welcomed Jesus at His big entrance in Jerusalem.

**REVIEW** Review the power text, Matthew 21:9.

**PRAY** Ask God to teach you how to best share with others the good news about Jesus.

## Monday

**READ** Read Matthew 21:7-11.

**LEARN** What does "hosanna" mean?

**LIST** How did the owner of the donkey contribute to Jesus' entrance in Jerusalem? List things you can share with others to help them experience God's love to them.

**REVIEW** Review the power text.

**PRAY** Ask God to make you willing to share His love.

## Tuesday

**READ** Read Zechariah 9:9.

**FIND** When Jesus rode into Jerusalem on a donkey, it was a fulfillment of prophecy. In a Bible concordance, find other Old Testament prophecies about the Messiah.

**THINK** How was the people's response to "Who is this?" (Matthew 21:10, 11) similar or different from Peter's response to Jesus' question "Who am I?" (Matthew 16:16).

**REVIEW** Review the power text.

**PRAY** Thank God for the prophecies about Jesus' coming.

## Wednesday

**READ** Read Psalm 8.

**DRAW** Draw a map/picture of Jesus' triumphal entry.

**THINK** The people laid down their coats before Jesus. What things are you willing to make available for God to use as you reach out to others for Him?

**SING** Sing your favorite song of praise.

**REVIEW** Review the power text.

**PRAY** Praise God and ask Him to help you share His joy with others.

## Thursday

**READ** Read Luke 19:37-40.

**THINK** Why were the people so eager to welcome Jesus as their king? Why are you waiting for Jesus to return? Do you love Jesus unconditionally, or are you expecting some kind of reward from Him?

**REVIEW** Review the power text.

**PRAY** Praise God for His awesome love.

## Friday

**READ** With your family, read Revelation 14:7.

**THINK** What reason does this verse give for worshipping God?

**WRITE** On a banner or poster, write a praise (such as "Hosanna!") of your very own that you can keep in your room as a reminder of God's goodness to you.

**DISCUSS** Together, share ways you can encourage others to unite in praising God with joy.

**REPEAT** Say the power text from memory.

**PRAY** Thank God for the blessing we receive when we praise Him together for His goodness.