



LESSON 3

REFERENCES: 1 SAMUEL 18:5-9; 19:1, 2, 11, 12; 24:1-22; PATRIARCHS AND PROPHETS, PP. 649-663.

Caught in a Cave

Has anyone done something unkind to you? What did you do? David shows us how to do good to someone who is mean to us.

T


he soldier scrambled down the mountainside. He might have slipped

on some gravel, then got his balance and ran on. "Saul and his soldiers are coming!" he may have

gasped to David. "King Saul is coming with thousands of soldiers!" (See 1 Samuel 24:2.)

No longer a boy, David and his 600 men quickly climbed up to a big cave where they could hide. The cave was very dark and still. David and his men crouched behind big boulders. They barely breathed.

David and his men had been running away from King Saul and his soldiers for months. King Saul had made it known he wanted to hurt David. Why? Because King Saul was jealous of



Memory Verse

"Let us not become weary in doing good."

GALATIANS 6:9, NIV.

The Message

We can do good even when others aren't nice to us.

David's victories in battle. The people loved David. They even made up a song about him, comparing him to King Saul. King Saul didn't like that at all!

Suddenly a man walked into the cave. A very tall, big man. Saul! The king turned and faced the entrance of the cave. He squatted down and pushed his robe out behind him.

"Look!" one of the hiding men whispered into David's ear. "God is giving you a chance to do whatever you want to King Saul."

"I cannot," David replied. "God has made him king. I cannot harm him."

Then David took his sharp knife out of his belt. He crept slowly and noiselessly toward King Saul, then reached out and cut off a piece of the king's robe.

David crept soundlessly back to his men. But he began to feel bad about cutting the king's robe.

When Saul stood up and left the cave, David followed him. "King Saul!" he shouted.

Saul turned around quickly and saw David standing at the entrance of the cave.


"My men and I could have killed you," David said. "But I will never hurt you because you were chosen by God.

"Look!" David shouted as he held up the piece of material he had cut from the king's robe. "This proves that I could have hurt you."

"Is that really you, David?" Saul called back. "You are a better man than I am," he said with tears running down his face. "You have been merciful. I know that you will surely be the king of Israel after me. Just promise me that you will not hurt my family."

So King Saul and his 3,000 soldiers began the long trip back home.

God was happy with the way David treated Saul that day.



Do and Say

SABBATH

Each day this week, read the lesson story together and review the memory verse.

Let us Point to others, then to self.

not become Shake head, side to side.

weary Hands on chest, move them forward to waist while slumping shoulders.

in doing good. . . Palms open, arms wide.

Galatians 6:9 . . Palms together, then open.

SUNDAY

Read together parts of 1 Samuel 18:5-9; 19:1, 2, 11, 12; 24:1-22. Ask: Why was King Saul angry at David? What did he want to do? Where did David hide? What did David do to King Saul? How did King Saul react?

MONDAY

Use chairs and blankets to make a “cave.” Let your child retell the story while in the “cave.”


Talk about a time someone was nice to you and you didn’t deserve it, or you were nice to someone after they had treated you unkindly.

TUESDAY

With your child, complete the following sentence: “Jesus, it’s hard to be nice when . . .”

Write down two or three instances. Ask Jesus to help your child show kindness when others are not kind.

Help your child share with someone the fabric they cut in Sabbath School and tell them the Bible story. If appropriate, share it with someone who hasn’t been nice to them.



WEDNESDAY

Ask: Is it easy to be nice to someone who is mean to you? Who helped David to be nice? Who can help you to be nice?

If there is a mean child or adult in the neighborhood, plan with your child to do something nice for them and do it today.

THURSDAY

Help your child draw a picture of two children being nice to each other.

Before prayer, sing a song about doing good.

FRIDAY

Review the “it’s hard to be nice when” list you made on Tuesday. Talk about your child’s reactions this week. Thank Jesus for His help.

For family worship, read and discuss portions of *Patriarchs and Prophets*, pages 660-662.

